



A Guide to House Mouse




(510) 567-6800 • www.acvcgsd.org

Alameda County Department of Environmental Health

Appearance

House mice are small rodents with relatively large ears and small black eyes. They are much smaller than roof or Norway rats and can oftentimes be mistaken for baby rats. They weigh about ½ ounce and usually are light brownish to gray in color. An adult is about 5 to 7 inches long, including the 3 to 4 inch tail. The tail is hairless.



Behavior

The House mouse is extremely adaptable and can be found in and around homes, commercial buildings, warehouses and open fields. When house mice consume food meant for humans, pets, livestock, or other animals, they often contaminate the products with bacteria and bodily excretions that can transmit pathogens and cause human illness such as food poisoning. They can also cause considerable damage to structures and properties. Droppings, fresh gnaw marks, and chewed food packages are usually the first indication of a mouse infestation.

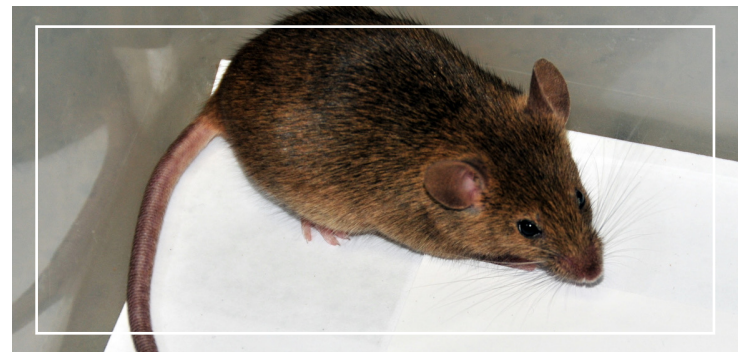
Mice have keen senses of taste, hearing, smell, and touch. They are excellent climbers and can run up any rough vertical surface. Mice can squeeze through openings slightly larger than ¼ inch across and can jump up to 12 inches from the floor. House mice frequently find their way into homes in the fall when outdoor temperatures at night become colder. Their

nests are often made from fine shredded paper or other fibrous material, usually in sheltered locations. Mice are active mostly at night, but sometimes they will be seen during daylight hours.

In a single year, a female may have 5 to 10 litters of about 5 or 6 young. Young are born 19 to 21 days after mating, and they reach reproductive maturity in 6 to 10 weeks. The life span of a mouse is usually 9 to 12 months.

Prevention

Effective mouse control involves sanitation, exclusion, and population reduction. Sanitation and exclusion are the only preventative measures that will decrease the likelihood of future infestations. Where a mouse infestation already exists, some form of population reduction such as trapping or baiting is almost always necessary. Trapping is an effective and safe method to use in homes.



Wooden snap traps are effective and can be purchased in most hardware stores. Traps can be baited with a variety of foods; peanut butter is the most popular because it is easy to use and attractive to mice and other rodents. There are a number of different types of traps on the market with varying methods of capture. Trap placement technique is important. Traps should be placed wherever there is



1131 Harbor Bay Parkway, Ste. 166
Alameda, CA 94502
(510) 567-6800 • www.acvcgsd.org

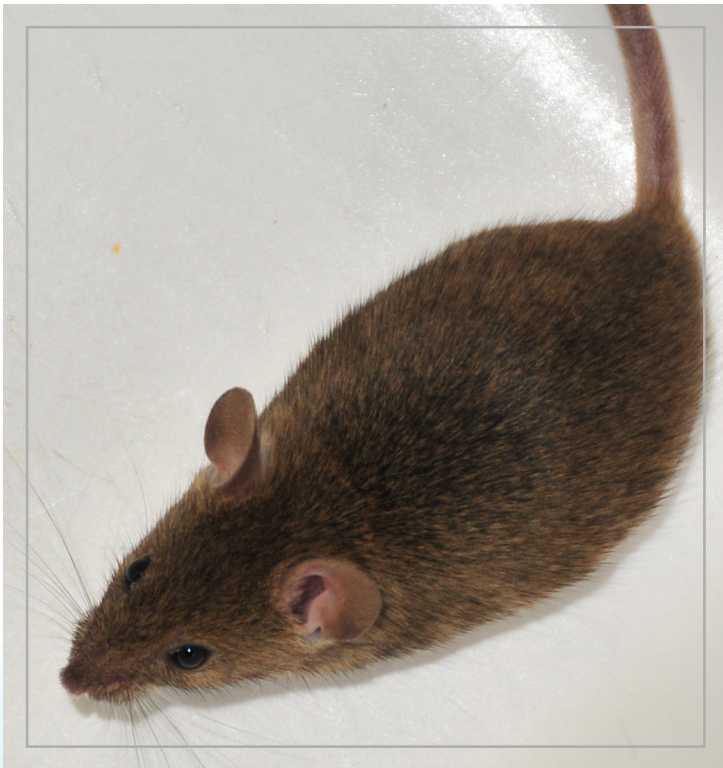
Alameda County Department of Environmental Health

evidence of mouse activity and checked frequently. Place them close to walls so mice will pass directly over the trigger. Glue traps can be used but are less effective than snap traps. More traps often leads to greater success.

Sanitation and storing food stuffs and pet foods in rodent proof containers will help reduce any food sources for mice. However, for a long term solution, exclusion is necessary. Inspect the exterior of the structure for any ¼” or larger openings and seal. Seal cracks and openings along the foundations and around openings for water pipes, vents, and utility cables with wire mesh, metal flashing, concrete or similar material. Install quality door sweeps on exterior doors. Remove wood piles and other storage along foundation and remove or trim vegetation away from the structure. On the interior, seal mouse entry openings and remove all mouse droppings. This will make future re-infestations easier to detect.

Finding all potential mouse entry points can be difficult. Call our District or submit an online request for an inspection and assessment.

Ref: <http://www.ipm.ucdavis.edu/PMG/PEST-NOTES/pn7483.html>



1131 Harbor Bay Parkway, Ste. 166
Alameda, CA 94502
(510) 567-6800 • www.acvc.org

Alameda County Department of Environmental Health