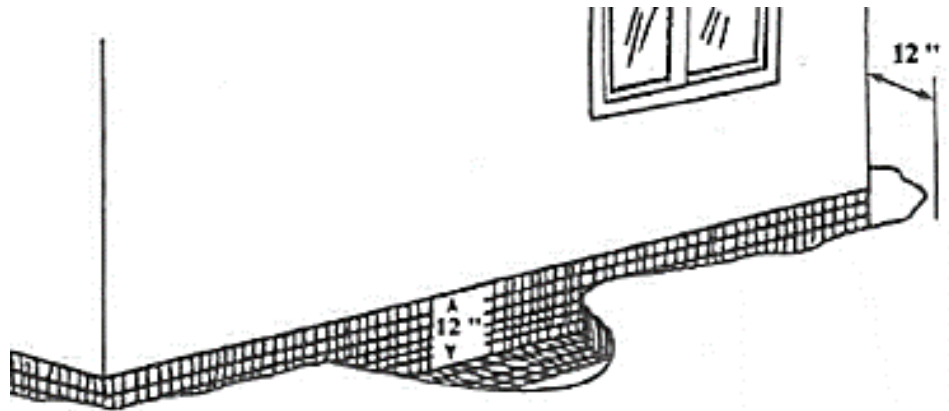
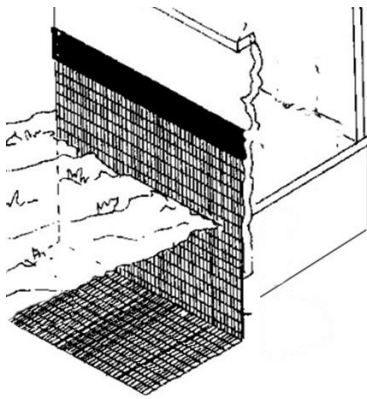


Skunk Exclusion Examples

“L” Shaped Exclusion (Below Ground): ½ inch galvanized metal hardware cloth/ welded wire fencing.

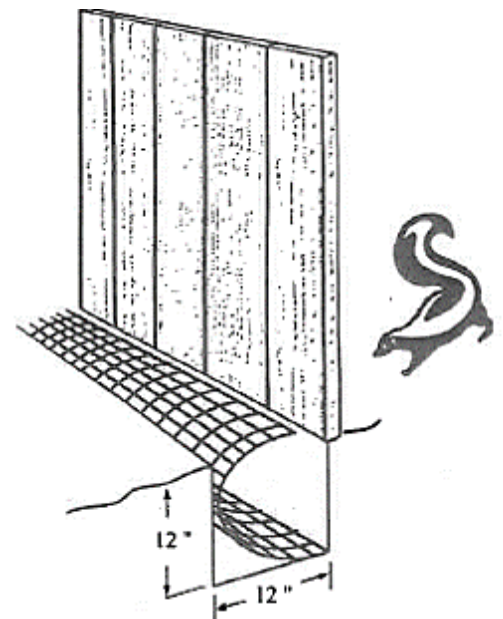
1. Dig a trench around the structure, concrete slab, patio or deck at a minimum of 6-inch-wide x 6-inch-deep and up to 12-inch-wide x 12-inch-deep.
2. Install hardware cloth as shown in the example below. Bend the hardware cloth into an “L” shape and lay it into the trench so the wire goes 6-12 inches down and 6-12 inches away from the base of the structure, concrete slab, patio or deck.
3. Attach the hardware cloth to the base of the structure, concrete slab, patio, deck, fence and back-fill the trench with soil.



Note: If you are unable to install an “L” shape, burying the hardware cloth 12 inches deep, straight down (without going out from the structure) will also be sufficient.

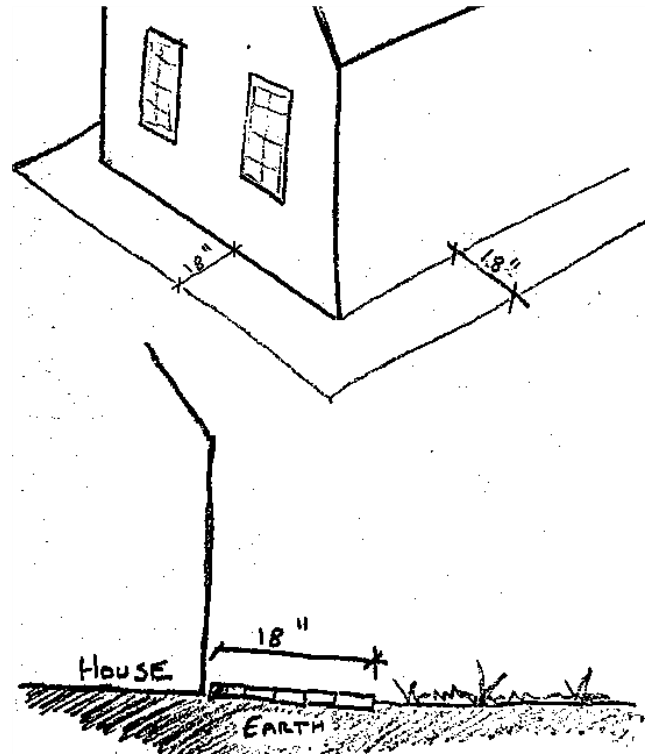
Curved Exclusion (Below Ground): ½ inch galvanized metal hardware cloth/ welded wire fencing.

1. Dig trench, parallel to fence 12-inch-wide x 12-inch-deep.
2. Install hardware cloth in a curved shape as shown in illustration to the right.
3. Back-fill trench ½ way to the ground level.
4. Bend top edge of hardware cloth over and attach to the bottom of the fence.
5. Back-fill to grade.



Foundation Exclusion (Above Ground): 18x18 inch brick pavers, ½ inch galvanized metal hardware cloth/ welded wire fencing, or concrete.

1. Dig down enough to level out the ground around the perimeter of the structure, concrete slab, patio or deck.
2. Install the brick pavers, hardware cloth or pour concrete on the leveled ground as shown in the example. Ensure the pavers, hardware cloth or concrete is flush with and extends out at least 18 inches from the structure.



Metal Stake Exclusion (Below Ground):

Manufactured metal stakes designed to prevent digging animals from getting under fences, decks, sheds, structures are another option to exclude skunks. There are several different brands and types that can be found online.

Home-made versions using rebar or similar sturdy metal stakes can also be effective.

For best results ensure the stakes will extend at least 12 inches below the soil with no more than 1.5-inch spacing in between the individual spikes.

